



# Centrifuges



# High Speed Micro-Centrifuges

## High Speed Micro Centrifuge

High speed micro centrifuges are widely used in physical and chemical analysis, biochemistry, cellular and molecular biology, clinical Labs ideal for high-end research applications

- Sedimentation of cells and viruses
- Separation of sub-cellular organelles
- Isolation of macromolecules such as DNA, RNA, proteins or lipids

## Precise control

- Brushless DC motor accelerates quickly to the set speed
- High accuracy of speed in  $\pm 20$  rpm
- Digital timer adjustable from 30 sec. to 99 min or set for continuous run
- Timer starts only when the set speed is achieved and then maintains the accuracy of separation time.

## Conforms to international safety standards and regulations

- SCILOGEX centrifuges passed CE, cTUVus and FCC requirements. certifications, they are certified by TUV. All SCILOGEX test items are proven with the high level of reliability and confidence according to IEC/EN 61010-1, and pass MCA test according to IEC/EN 61010-2-20, including explosion-proof and bio-safe tests.
- Quiet operation, maximum reliability
- High strength metal casing ensures security during centrifugal process
- Dual door interlock design for safety (D3024 & D3024R)
- Gentle braking at low speed with efficient separation

## Ergonomic design

- User-friendly large LCD display shows real-time information
- Both RPM or G-force can be set and displayed
- The parameters can be modified after the set speed is reached.
- The short spin function is used for quick spins by pressing and holding PULSE key. The centrifuge speed can be accelerated and held at the target speed
- Automatic lid-lock release prevents sample warming and allows easy access (excluding D3024R)
- Concise display and Sound-alert



## D1536 series

SCIOGEX D1536 series multi-purpose centrifuge is a universal one compatible with fixed angle rotors, swing out rotors and an extensive range of adapters for swing-out rotors, standard tubes up to 100mL, micro-plates, tubes with a screw cap, blood collection tubes or cytology accessories. Maximum speed of 1500rpm can be achieved with fixed angle rotor, ideally suitable for physical and chemical analysis, biochemistry, cellular and molecular biology, clinical labs, blood donation, and high-end research applications.



Brushless DC motor



Wide range of rotors

### D1536

#### High Speed Multi-Purpose Centrifuge

### D1536R

#### High Speed Multi-Purpose Centrifuge Refrigerated

##### Features:

- Speed range from 300rpm to 15000rpm
- Maximum capacity of the centrifuge: 100mLx4
- Powerful cooling system for precise temperature control of both chamber and samples(1536R)
- 9/10 Acceleration/Brake speed settings to ensure optimal separation
- A wide range of accessories
- Automatic rotor identification
- Timer can be set up to 99min. for short run/continuous run
- Extremely quiet with low vibration levels during operation
- 9 programmes can be stored in memory makes the operation much simplified.



## Specifications

	D1536	D1536R
Speed Range	300-15000rpm	300-15000rpm
Max. RCF	25150xg	25150xg
Speed Accuracy	±20rpm	±20rpm
Temperature Range	-	-20-40°C
Max. Capacity	9 types	9 types
Run Time	30sec-99mins/continuous	30sec-99mins/continue
Motor	Brushless DC	Brushless DC
Display	LCD	LCD
Program Memory	9	9
Safety Devices	Door protection, Imbalance Protection, Overspeed detection, Overtemperature detection	Door protection, Imbalance Protection, Overspeed detection, Overtemperature detection
Acceleration/Deceleration time	9 ↑ /10 ↓	9 ↑ /10 ↓
Power	Single-phase AC220V-240V, 50Hz/60Hz, 6.3A; AC 110V-120V,50Hz/60Hz, 10A	Single-phase AC220V-240V, 50Hz/60Hz, 12.5A; AC 110V-120V,50Hz/60Hz, 15A
Dimension[WxDxH]	445x579x269mm	630x579x269mm
Weight	36kg	50kg
Certification	CE cTUVus FCC MCA	CE cTUVus FCC MCA
Advanced Features	speed/rcf switch; rotor identification	speed/rcf switch; rotor identification



**Cat. No.** 19400041

**for D1536 & D1536R**

Max. speed: 4000rpm

Max. RCF: 2830xg











Rotor material: stainless steel body and adapter



**19400043**



**19400042**

bucket	x 4	x 4				
tube	x 8	x 4	x 4	x 4	x 8	x 20
Nominal volume	50mL	100mL	85mL	50mL	15mL	3-7mL
φ×L mm	34×100	38×108	38×104	34×100	17×120 13×100 13×75	13×100 13×75
tube						
adapter						
		A100P80		A100P50	A100P15	A100P10



### Available rotors



**Cat. No.** 19400038

#### for D1536 & D1536R

Max. speed: 12500rpm  
Max. RCF: 18690×g  
Rotor capacity: 50mL×6(culture tube)  
Rotor material: aluminum  
Bio-safe(Bio sealing): Yes



**Cat. No.** 19400036

#### for D1536 & D1536R

Max. speed: 14000rpm  
Max. RCF: 21910×g  
Rotor capacity: PCR 8 trips×12  
Rotor material: aluminum Bio-safe(Bio sealing): Yes



**Cat. No.** 19400034

#### for D1536 & D1536R

Max. speed: 15000rpm  
Max. RCF: 25150×g  
Rotor capacity: 2mL×30  
Rotor material: aluminum  
Bio-safe(Bio sealing): Yes



**Cat. No.** 19400037

#### for D1536 & D1536R

Max. speed: 14000rpm  
Max. RCF: 21910×g Rotor capacity: 2mL×60 Rotor material: aluminum Bio-safe(Bio sealing): Yes

## D1536 series | Rotors and Adapters



**Cat. No.** 19400035

**for D1536 & D1536R**

Max. speed: 15000rpm

Max. RCF: 25150xg

Rotor capacity: 5mLx18(culture tube)

Rotor material: aluminum body



**Cat. No.** 19400039

**for D1536 & D1536R**

Max. speed: 5000rpm

Max. RCF: 3460xg

Rotor capacity: 50mLx8 or 15mLx16

Rotor material: aluminum body and stainless steel adapter



**Cat. No.** 19400062

**for D1536 & D1536R**

Max. speed: 4000rpm

Max. RCF: 2200xg

Rotor capacity: Micro-plants 384-PCR; 96-PCR

Rotor material: aluminum body and buckets



**Cat. No.** 19400040

**for D1536 & D1536R**

Max. speed: 4500rpm

Max. RCF: 2570xg

Rotor capacity: 15mLx30

Rotor material: aluminum body and stainless steel adapter

Capacity	3-7mL Blood collection tube	10mL Blood collection tube	12mL urine tube	15mL
ΦxL mm	13x75	13x100	17x105	17x120
Tubes Quantity	30	30	30	30

## D3024 series

### D3024

#### High Speed Micro Centrifuge

##### Unique Features

- Special multi-flow air cooling design with patent ensures fast cooling of the rotor and low energy consumption
- Unique temperature display appropriate for gentle handling of sensitive samples
- Bio-safe rotor/anti-sample overflow prevents accidental leakage during centrifugal process allowing risk-free microbial contamination
- High strength aluminum alloy rotor can be fully autoclaved for unlimited service life
- Four rotors are optional complete with 24 places 1.5/2.0mL tubes, bigger 5.0mL, smaller 0.2mL and 0.5mL tubes with adapters



### D3024R

#### High Speed Refrigerated Micro Centrifuge

##### Powerful cooling system for precise temperature control

- Pre-cooling program ensures optimal protection of the sample before warming
- Guaranteed 2°C cooling within only 7 minutes of both chamber and samples even at maximum speed and capacity utilization
- Sound-alert allows your undivided attention on other tasks warming
- Lid lock facility allows for internal temperature maintenance even after centrifugation
- Intermittent temperature control mode, CFC-free refrigerant and low carbon life rotor capacity
- Bio-safe rotor/anti-sample overflow prevents accidental leakage during centrifugal process allowing risk-free microbial contamination
- High strength aluminum alloy rotor can be fully autoclaved for unlimited service life
- Four rotors are optional complete with 24 place 1.5/2.0mL tubes, bigger 5.0mL, smaller 0.2mL and 0.5mL tubes with the use of adapters
- Quiet running, noise level  $\leq 54$ dB



## D3024 series



Brushless DC motor



Wide range of rotors



CE FC



CE FC

### Specifications

	D3024	D3024R
Max. Speed	15000rpm(200-15000rpm), increment:10rpm	15000rpm(200-15000rpm), increment:10rpm
Max. RCF	21380×g, increment:10×g	21380×g, increment: 10×g
Speed Accuracy	±20 rpm	±20 rpm
Temperature Range	-	-20°C-40°C
Rotor Capacity	5mL×18, 5mL culture tubex12 0.2mL/0.5mL/1.5mL/ 2mL×24, 0.5mL×36, PCR8×4	5mL×18, 5mL culture tubex12 0.2mL/0.5mL/1.5mL/ 2mL×24, 0.5mL×36, PCR8×4
Run Time	30sec-99min/Continuous	30sec-99min/Continuous
Motor	Brushless DC motor	Brushless DC motor
Safety Devices	Dual door interlock, Over-speed detection, Over-temperature detection, Automatic internal diagnosis	Dual door interlock, Over-speed detection, Over-temperature detection, Automatic internal diagnosis
Power	Single-phase, AC220V-240V, 50Hz/60Hz, 5A, AC110V-120V, 50Hz/60Hz, 8A 200W	Single-phase, AC220V-240V, 50Hz/60Hz, 10A, AC110V-120V, 50Hz/60Hz, 10A 400W
Acceleration /Braking time [Sec]	25s ↑ 25s ↓	25s ↑ 25s ↓
Dimension[W×D×H]	280×364×266mm	338×580×324mm
Weight	12kg	30kg
Certification	CE cTUVus FCC MCA	CE cTUVus FCC MCA
Advanced Features	Speed/RCF switch; Short-time run function; sound-alert function	Speed/RCF switch; Short-time run function; sound-alert function







SCILOGEX rotors are manufactured from military-industrial grade aluminum alloy with high mechanical strength for precise running and safety (excludes D2012 plus rotor)

- Every rotor can reach a max. speed of 15000rpm
- Rotors are seated on a tapered shaft, concentric and self-aligning, perfect to achieve running stability at high speeds
- D3024 & D3024R with bio-safe rotors/anti-sample overflow prevents accidental leakage and risk free centrifugal process
- microbial contamination. D3024 & D3024R rotors have passed MCA test according to IEC/EN61010-2-20, including explosion-proof and bio-safe tests
- High strength aluminum alloy rotors are fully autoclavable and provide unlimited service life (D2012 plus rotor not included)
- Powerful cooling system minimizes rotor heating. D3024 rotors heat up to  $> 10^{\circ}\text{C}$  and D2012 rotors less than  $8^{\circ}\text{C}$  after running an hour

**Seals within the aluminum alloy rotor**

## Rotor Features

### Fully autoclavable

High strength aluminum alloy rotors are fully autoclavable, withstanding steam sterilizing at  $121^{\circ}\text{C}$  for 20 minutes, with unlimited service life.

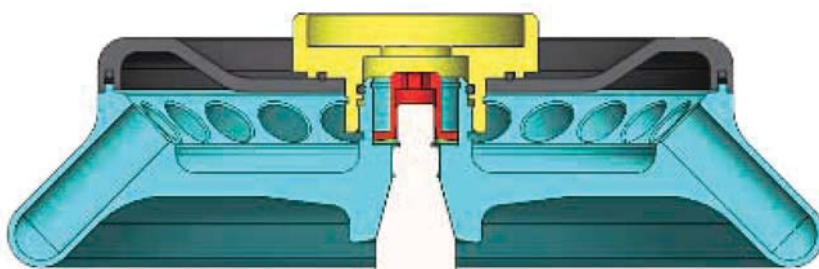
### Bio-safe

Aspired to be the top-of-the-line model, D3024 & D3024R rotors are designed to prevent sample leakage. Each and every rotor is hermetically sealed by three rubber seals.

### Explosion-proof

SCILOGEX centrifuges are constructed under MCA conditions according to IEC/EN61010-2-20, causing disruption by partially cutting and overloading rotor assembly, and guarantee that no part shall be detached to cause danger to person or the environment.

Three rubber seals fitted to achieve bio-safe condition



## D3024 series | Rotors and Adapters



**Cat. No.** 19400006

### for D3024 & D3024R

Max. speed: 15000rpm  
 Max. RCF: 21380×g  
 Rotor capacity: 2mL/1.5mL×24/0.2mL×24/0.5mL×24  
 Rotor material: Aluminum alloy  
 Bio-safe(Bio sealing): Yes  
 Available rotor adapters: A02P2,A05P2



**Cat. No.** 19400032

### for D3024 & D3024R

Max. speed: 15000rpm  
 Max. RCF: 21380×g  
 Rotor capacity: 5mL×12(culture tube)  
 Rotor material: Aluminum alloy  
 Bio-safe(Bio sealing): Yes



**Cat. No.** 19400007

### for D3024 & D3024R

Max. speed: 15000rpm  
 Max. RCF: 21380×g  
 Rotor capacity: 0.5mL×36,0.2mL×36  
 Rotor material: Aluminum alloy  
 Bio-safe(Bio sealing): Yes  
 Available rotor adapters: A02P05



**Cat. No.** 19400008

### for D3024 & D3024R

Max. speed: 15000rpm  
 Max. RCF: 21380×g  
 Rotor capacity: 0.2mL/PCR8×4  
 Rotor material: Aluminum alloy  
 Bio-safe(Bio sealing): Yes

## D3024 series | Rotors and Adapters



**Cat. No.** 19400012

**for D3024 & D3024R**

Max. speed :15000rpm  
Max. RCF:21380×g  
Rotor capacity:5mL×18  
Rotor material:Aluminum alloy  
Bio-safe(Bio sealing):Yes

### Available adapters



**Cat. No.** 19500001

0.2mL rotor adapter  
Used with A12-2, A12-2P, AS24-2 and A24-2P rotors  
24pcs/pk

**Cat. No.** 19500002

0.5mL rotor adapter  
Used with A12-2, A12-2P, AS24-2 and A24-2P rotors  
24pcs/pk

**Cat. No.** 19500003

0.2mL rotor adapter  
Used with AS36-05 rotor  
36pcs/pk





## D2012 plus High Speed Mini Centrifuge

### Features

- Powerful centrifugal force of 15100xg and max. speed of 15000rpm ideal for various applications
- Brushless DC motor drive quickly accelerates the rotor to set speed
- Quiet working, Low noise  $\leq 56\text{dB}$
- D2012 is proven by IEC/EN 61010-1
- D2012 Plus passed the rigorous explosion-proof test and accredited with CE, cTUVus, FCC certificates, and MCA test. MCA test according to IEC/EN61010-2-20



Brushless DC motor



LCD display



### Specifications

	D2012 plus
Max. Speed	15000rpm(500-15000rpm), increment: 100rpm
Max. RCF	15100xg, increment: 100xg
Speed Accuracy	$\pm 20\text{rpm}$
Rotor Capacity	0.2mL/0.5mL/1.5mL/2mLx12
Run Time	30sec-99min/Continuous
Driving Motor	Brushless DC motor
Safety Devices	Door interlock, Over-speed detection, Over-temperature detection, Automatic internal diagnosis
Power	Single-phase, AC110V-240V, 50Hz/60Hz, 3A 100W
Noise level	$\leq 54\text{dB}$
Acceleration /Braking time	11s $\uparrow$ /9s $\downarrow$
Dimension[DxWxH]	255x245x140mm
Weight	6kg
Certification	EMC, CE, FCC, ICES, cTUVus, CB
Advanced features	Speed/RCF switch, Short-time run function, sound-alert function





## D2012 series | Rotors and Adapters

### Available rotors



**Cat. No.** 19400010

**for D2012plus only**

Max. speed: 15000rpm

Max. RCF: 15100×g

Rotor capacity: 2mL/1.5mL×12, 0.2mL×12, 0.5mL×12

Rotor material: High strength plastic

Available rotor adapters: A02P2, A05P2

### Available adapters



**Cat. No.** 19500001

0.2mL rotor adapter

Used with A12-2, A12-2P, AS24-2 and A24-2P rotors  
24 pcs/pk

**Cat. No.** 19500002

0.5mL rotor adapter

Used with A12-2, A12-2P, AS24-2 and A24-2P rotors  
24 pcs/pk



# Clinical Centrifuges

SCILOGEX clinical centrifuges are widely used in the separation of serum, plasma, urea, blood samples and other routine applications in hospital and research laboratories.

## Conforms to international safety standards and regulations

- SCILOGEX clinical centrifuges are marked with CE, cTUVus and FCC, and passed the explosion-proof test / MCA test according to IEC/EN61010-2-20
- Passed EN61010-2-101:2002 particular requirements for In-vitro diagnostic (IVD) medical equipment
- High strength plastic rotor gives excellent balance to guarantee stable operation
- Dual protection housing particularly advantageous for safe running
- Brushless DC motor precisely accelerates to the set speed



## Precise control

- Powerful CPU for easy operation of speed, time and all other parameters
- High accuracy of speed
- Digital timer adjustable from 30 sec. to 99 min or set for continuous run
- Gentle braking at low speeds with efficient separation

## Ergonomic design

- Easy operation thanks to intuitive menu and easy-to-read display
- RPM or G-force can be set and displayed
- Parameters can be modified after the set speed is reached
- Pressing and holding PULSE key for quick spin function
- Automatic lid-lock release
- Easy-to-read processing display and sound alert



## DM0636 series

SCIOLOGEX DM0636 Multi-Purpose Clinical Centrifuge is ideal for the centrifugation of samples in clinical chemistry, cytology, research laboratories, industrial laboratories, etc. This centrifuge is suitable for tubes with caps, blood collection or urine tubes. Swing-out bucket rotors and adapters can be compatible with standard tubes up to 100mL at low speed.

### DM0636

#### Multi-Purpose Clinical Centrifuge

### DM0636R

#### Multi-Purpose Clinical Centrifuge Refrigerated

#### Features:

- Speed can be set from 300- 6000rpm
- Maximum capacity of the centrifuge: 100 mLx4
- 9 Acceleration/10 Brake speed settings to ensure optimal separation
- Powerful cooling system for precise temperature control of both chamber and samples(0636R)
- A wide range of accessories(fixed angle and swing-out bucket rotors)
- Automatic rotor identification
- Timers can be set up to 99 min. for short run/continuous run
- 9 procedures stored in memory makes the operation much simplified
- Maintenance-free brushless DC motors



CE  FC



CE  FC

#### Specifications

	DM0636	DM0636R
Speed range	300-6000rpm increment:10rpm	300-6000rpm increment:10rpm
Max. RCF	4300xg	4300xg
Speed accuracy	±20rpm	±20rpm
Temperature Range	-	-20-40°C
Max. Capacity	100mLx4	100mLx4
Run Time	30sec-99mins/continuous	30sec-99mins/continuous
Motor	Brushless DC	Brushless DC
Display	LCD	LCD
Program Memory	9	9
Safety Devices	Door Imbalance protection Over speed & Over temperature detection	Door Imbalance protection Over speed & Over temperature detection
Acceleration/Deceleration time	9 ↑ / 10 ↓	9 ↑ / 10 ↓
Power	Single-phase AC220V-240V, 50Hz/60Hz, 6.3A; AC110V-120V,50Hz/60Hz, 10A	Single-phase AC220V-240V, 50Hz/60Hz, 12.5A; AC110V-120V,50Hz/60Hz, 15A
Dimension[WxDxH]	445x579x269mm	630x579x269mm
Weight	36kg	50kg
Certification	CE cTUVus FCC IVD	CE cTUVus FCC IVD
Advanced features	speed/rcf switch; Rotor identification	speed/rcf switch; Rotor identification

## DM0636 series | Rotors and Adapters



### Uncapping block

for S4-100 rotor



**Cat. No.** 19400041

Standard accessory) for  
DM0636 & DM0636R

Max. speed: 4000rpm

Max. RCF: 2910×g

Rotor material: stainless steel body and adapter



19400045


















19400044



19400043



19400042

bucket	x 4										
tube	x 36		x 16			x 8	x 4	x 4	x 4	x 8	x 20
Nominal volume	3-7mL		10mL	12mL	15mL	50mL	100mL	85mL	50mL	15mL	3-7mL
φ×L mm	13×75	13×100	15×100	17×105	17×120	29.5×100	38×108	38×104	29.5×100	17×120 13×100 13×75	13×100 13×75
tube											
adapter	with plug							 A100P80	 A100P50	 A100P15	 A100P10
Package	36							4	4	8	4
Tubes per rotor	36	36	16	16	16	8	4	4	4	8	20
Radius(mm)	14	16.5	15.9	15.9	15.9	15.9	15.9	15.9	15.9	15.1	14.7
Max RCF (g-force)	2500	2950	2840	2840	2840	2840	2840	2840	2840	2700	2630



## Available rotors



### for D0636&D0636R

**Cat. No.** 19400036

Max. speed: 6000rpm  
Max. RCF: 4020×g  
Rotor capacity: PCR 8 trips×12  
Rotor material: aluminum Bio-safe(Biosealing): Yes



### for D0636&D0636R

**Cat. No.** 19400034

Max. speed: 6000rpm  
Max. RCF: 4020×g  
Rotor capacity: 2mL×30  
Rotor material: aluminum  
Bio-safe(Biosealing): Yes



### for D0636&D0636R

**Cat. No.** 19400037

Max. speed: 6000rpm  
Max. RCF: 4020×g  
Rotor capacity: 2mL×60  
Rotor material: aluminum  
Bio-safe(Biosealing): Yes



### for D0636&D0636R

**Cat. No.** 19400062

Max. speed: 4000rpm  
Max. RCF: 2200×g  
Rotor capacity: Micro-plates 384-PCR; 96-PCR  
Rotor material: stainless steel body and aluminum buckets

## Available rotors



**Cat. No.** 19400038

**for DM0636 & DM0636R**

Max. speed: 6000rpm  
Max. RCF: 41000×g  
Rotor capacity: 50mL×6  
Rotor material: aluminum  
Bio-safe(Biosealing): Yes



**Cat. No.** 19400035

**for DM0636 & DM0636R**

Max. speed: 6000rpm  
Max. RCF: 4020×g  
Rotor capacity: 5mL×18  
Rotor material: stainless steel body and aluminum buckets



**Cat. No.** 19400039

**for DM0636 & DM0636R**

Max. speed: 5000rpm  
Max. RCF: 3910×g/3400×g  
Rotor capacity: 50mL×8 or 15mL×16  
Rotor material: aluminum body and stainless steel adapter



**Cat. No.** 19400040

**for DM0636 & DM0636R**

Max. speed: 4500rpm  
Max. RCF: 3260×g/2910×g  
Rotor capacity: 15mL×30  
Rotor material: aluminum body and stainless steel adapter  
Bio-safe(Biosealing): Yes

Capacity	3-7mL Blood collection tube	10mL Blood collection tube	12mL urine tube	15mL
φ×L mm	13×75	13×100	17×105	17×120
Tubes Quantity	30	30	30	30

## DM0412 series

SCILOGEX DM0412 & DM0412S clinical centrifuges support small volumes applications. The centrifuges are supplied with an angle rotor that can hold up to 15mLx8 or 10mL/7mL/5mLx12 vacuum tubes. They are widely used in medical and veterinary practices for the centrifugation of blood and urine samples in qualitative analysis of water and soil samples. These centrifuges are also used in universities and other research institutes

### DM0412 Clinical Centrifuge

#### Features:

- Easy programming to achieve high accuracy of speed control
- Easy operation with intuitive menu and easy-to-read display
- Rotor speed can be set and displayed by RPM or G-force
- Maintenance-free brushless DC motors
- Quick spin function with press and hold pulse key
- Lid with electric lock and automatic release function saves processing time and prevents samples overheating
- Automatic self-diagnosis on startup showing accumulative running time and last running parameters



### DM0412S Economical Clinical Centrifuge

#### Features:

- speed range 300-4500rpm
- Individual control of speed and time
- Faster acceleration and deceleration
- Perfectly suitable for 15mL cell culture tubes and a full line of collection tubes



## DM0412 series



CE FC



### Specifications

	DM0412	DM0412S
Speed Range	300-4500rpm, increment: 100rpm	300-4500rpm, increment:100rpm
Max. RCF	2490×g	2490×g
Speed accuracy	±20rpm	±100rpm
Rotor Capacity	1 type	1 type
Run Time	30sec-99min HOLD(Continuous operation)	1sec-99min HOLD(Continuous operation)
Motor	Brushless DC motor	DC motor
Display	LCD	LED
Safety Devices	Door interlock,Overspeed detector; Automatic internal diagnosis	Door interlock,Over-speed detection
Acceleration/Braking time	20s ↑ 13s ↓	23s ↑ 23s ↓
Power	Single-phase, 110V-240V,50Hz/60Hz, 3A 70W	Single-phase,220V-240V,50Hz/60Hz, 3A;110V-120V,50Hz/60Hz, 3A 70W
Dimension[WxDxH]	301×354×217mm	301×354×217mm
Weight	6kg	6kg
Certification	CE, UL, IVD	-
Advanced features	Speed/RCF switch;Short-time run function; sound-alert function	sound-alert function





## DM0412 series | Rotors and Adapters

### Available rotors



**Cat. No.** 19200348











**for DM0412 & DM0412S**

Max. speed: 4500rpm

Max. RCF: 2490×g

Rotor capacity: 8x15mL, 12x10mL

Rotor material: High strength plastic

Available tubes	Tube quantity	Dimension (ΦLxmm)	Adapters	Maximum speed(rpm)	Radius (cm)	Maximum RCF (×g)
15mL con 	8	17×120		4500	11	2490
1.5-5mL vacu 	12	13×75	A10P15 & Plug 	4500	9.8	2218
4-7 mL vacu 	12	13×100	A10P15 	4500	11	2490
		16×75			9.8	2218
8.5-10 mL vacu 	12	16×107		4500	11	2490
2.7-3 mL(EU) collection tube 	12	11×66	A10P15 & Plug 	4500	9.8	2218
7.5-8.2 mL(EU) collection tube 	12	15×92	A10P15 	4500	11	2490

Note: Made of plastic, A12-10P rotor cannot be autoclaved or applied with UV irradiation. Regular sterilization is recommended.





SCILOGEX hematocrit centrifuge with AC24P hematocrit rotor is used for determination of volume fractions of erythrocytes in blood for diagnostic purposes and doping tests. Also it is used for the photometric determination of bilirubin content in neonate blood samples. Hematocrit centrifuge with A24-2P tube rotor, can be used for extraction of DNA and RNA.

### DM1424 Hematocrit Centrifuge

#### Features:

- Speed range of 200-14000rpm, max. RCF 18620×g
- Precise control of speed and time separately
- Easy operation with intuitive menu and easy-to-read display
- Maintenance-free brushless DC motors
- Pulse operation for quick spins
- Rotor capacity: Hematocrit rotor:
- Hematocrit rotor: 24 capillary max. speed: 12000rpm
- Tube rotor: 1.5/2mL×24 max. speed: 14000rpm

### DM1224E Economical Hematocrit Centrifuge

#### Features:

- Max. speed is 12000rpm, max. RCF 13680×g
- Precise control of speed and time separately
- Rotor capacity: Hematocrit rotor: 24 capillary



## DM1424 series



### Specifications

	DM1424	DM1224E
Speed Range	200-14000rpm, increment: 10rpm	300-12000rpm, increment: 100rpm
Max. RCF	18620×g	13680×g
Speed Accuracy	±20	±100
Rotor Capacity	2 type	1 type
Run Time	30sec-99min/Continuous	30sec-99min/Continuous
Motor	Brushless DC motor	Brushless DC motor
Display	LCD	LCD
Safety Devices	Door interlock, Overspeed detector; Over-temperature detector, Automatic internal diagnosis, Automatic rotor identification	Door interlock, Imbalance protection
Acceleration/Braking time	30s ↑ 30s ↓	30s ↑ 30s ↓
Power	Single-phase, 220V-240V, 50Hz/60Hz, 5A; 110V-120V, 50Hz/60Hz, 5A 160W	Single-phase, 220V-240V, 50Hz/60Hz, 5A; 110V-120V, 50Hz/60Hz, 5A 160W
Dimension[WxDxH]	280×364×266mm	280×370×220mm
Weight	10kg	8kg
Certification	CE cTUVus FCC MCA IVD	-
Advanced features	Speed/RCF switch; Short-time run function; sound-alert function	Speed/RCF switch; Short-time run function; sound-alert function

## Available rotors



**Cat. No.** 19400013

### for DM1424

Max. speed: 14000rpm  
 Max. RCF: 18620×g  
 Rotor capacity: 2mL/1.5mL×24, 0.2mL×24, 0.5mL×24  
 Rotor material: High strength plastic  
 Available rotor adapters: A02P2, A05P2, A10P15 & Mat



**Cat. No.** 19400046

### for DM1424 & DM1224E

Max. speed: 12000rpm  
 Max. RCF: 13680×g  
 Rotor capacity: capillary tubes x24  
 Rotor material: High strength aluminum

## Available adapters



**Cat. No.** 19500001

2mL to 0.2mL rotor adapter, 24pcs/pk



**Cat. No.** 19500002

2mL to 0.5mL rotor adapter, 24pcs/pk



**Cat. No.** 19500003

Rotor adapter, used with A12-10P, 12pcs/pk



# Ezee Mini Centrifuges

## D1008

### Mini centrifuges

#### Features

- Ideal for microfiltration and quick spin-downs
- Easy-to-use with dual start/stop function
- 7000rpm fixed speed(D1008)
- 5000rpm fixed speed(D1008E)
- Compatible with 2mLx8 and PCR8x2 rotors
- Quiet running, noise level  $\leq 45\text{dB}$
- Rotor change without tools
- Accelerates and brakes in seconds
- Available in two colors i.e., green, blue



Quiet operation



Vibration free



CE  FC



#### Specifications

#### D1008

Max. Speed	7000rpm
Max. RCF	2680xg
Rotor Capacity	0.2/0.5/1.5/2.0mLx8; 0.2mLx16 PCR strips or 0.2mLx2 PCR 8 strips
Run Time	Continuous operation
Driving Motor	DC motor
Power	AC110-240V/50Hz/60Hz 20W
Noise Level	$\leq 45\text{dB}$
Dimension [DxWxH]	160x170x122mm
Weight	0.5kg
Certification	CE cTUVus FCC MCA



**Cat. No.** 19400015

Max. speed: 10000/7000/5000rpm  
 Max. RCF: 5460/2680/1360×g  
 Rotor capacity: 2mL/1.5mL×8, 0.2mL×8, 0.5mL×8  
 Rotor material: High strength plastic  
 Available rotor adapters: SA02P2, SA05P2



**Cat. No.** 19400017

Max. speed: 10000/7000/5000rpm  
 Max. RCF: 5460/2680/1360×g  
 Rotor capacity: 0.2mL×16 PCR strips, 0.2 mL×2 PCR 8 strips  
 Rotor material: High strength plastic

## Available adapters



**Cat. No.** 19400029

0.2mL rotor adapter  
 Used with A08-2 rotor  
 8pcs/pk



**Cat. No.** 19400026

0.5mL rotor adapter  
 Used with A08-2 rotor  
 8pcs/pk